



**湖南商务职业技术学院**  
*Hunan Vocational College of Commerce*

**三年制高职  
专业人才培养方案**

---

---

---

---









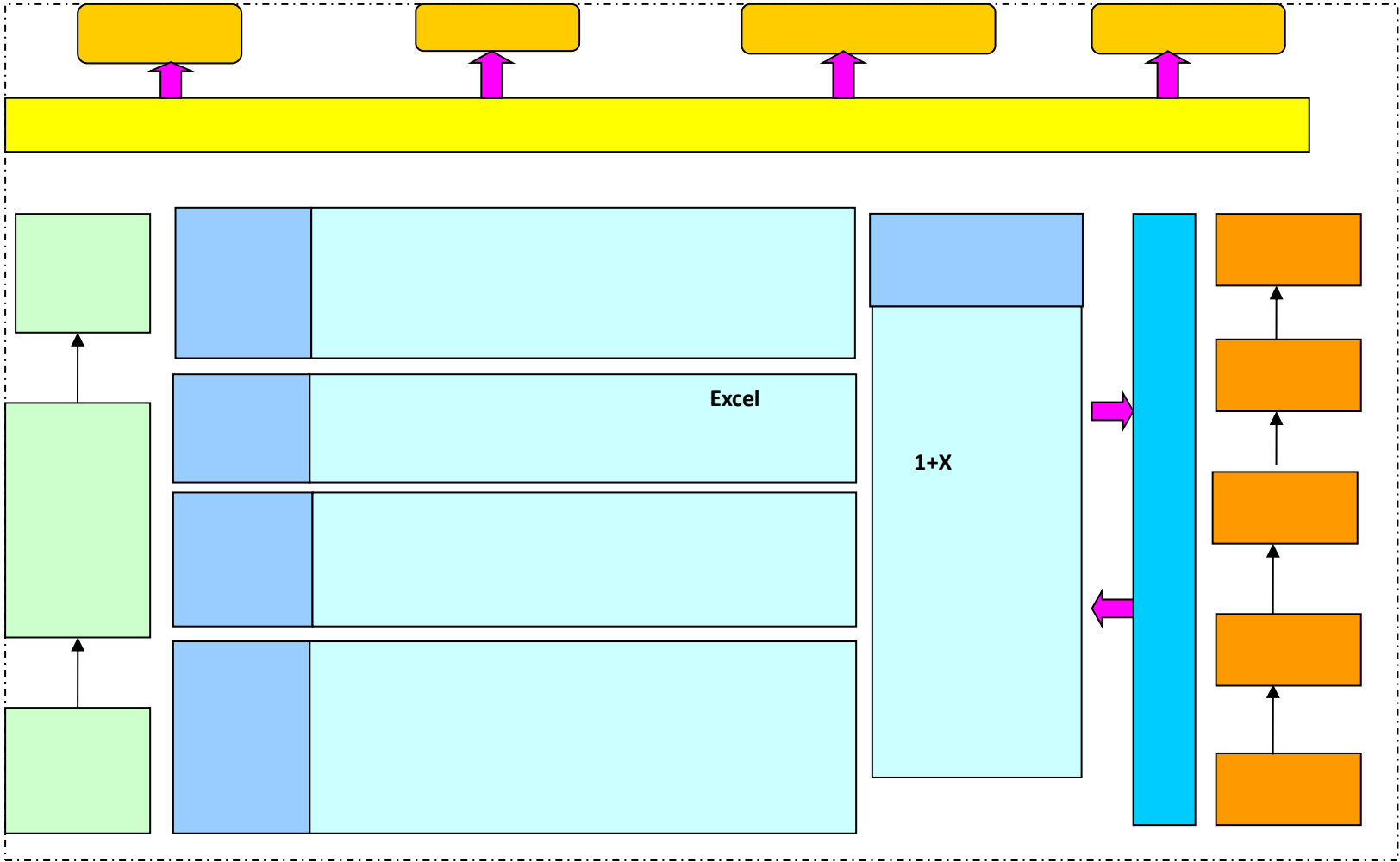
高中阶段教育毕业生或具备同等学力者。
















































































































































--	--	--	--	--


















	1							
	2							
	3							
	4							
	5							
	6							
	7							
	8							
	9							
	10							
	11							
	12							
	13							
	14							
	15							
	16							
	17							
	18							
	19							
	20							
	21							
	22							
	23							
	24							
	25							
	26							
	27							
		17	18	18	19	8	0	80
		2	0	0	0	0	0	2
		1	0	1	0	6	0	8
		0	0	0	0	9	15	24
		1	1	1	1	1	1	6
		21	19	20	20	24	16	120
		5	7	6	7	0		25
		26	26	26	27	24	16	145

							1	2	3	4	5	6	
							17	18	18	19	8	0	
1	0601025	A	3.0	48	48			3					2
2	0601024	A	3.0	48	48		4*12						1
3	0601046	C	1.0	16		16	4*4						1
4	0601028	A	1.0	40	40		2*4	2*4	2*4	2*4	2*4		5
5	0801001	C	2.0	112		112	2						
6	0801215	A	2.0	36	36					2			4
7	0603001	B	2.0	32	4	28	2*16						1
8	0603002	B	2.0	32	4	28		2*16					2
9	0603003	B	2.0	32	4	28			2*16				3
10	0603004	B	1.0	16	4	12				1*16			4
11	0601039	A	2.0	32	32		2						1
12	0601070	A	1.0	16	16		2*8						1
13	0601071	A	1.0	16	16					2*8			4
14	0801080	A	2.0	32	32				2*8				3
15	0801216	B	1.0	16	16		2*8						1
16	0801217	C	1.0	28		28							5
			27.0	552	300	252	12	5	4	5	0		
17	0601072	A	1.0	16	16		1						1
18	0601069	A	1.0	16	16		1						1
19	0201241	A	2.0	32	32			2					2
20	0201232	A	1.0	16	16			1					2
21	0201039	A	3.0	48	48			3					2
22	0201039	A	3.0	48	48			3					2
23	0203001	B	2.0	32	24	8	2						1
24	0203002	B	2.0	32	24	8		2					2
25	0602013	A	3.0	48	48		3						





							/ / / /									
							1	2	3	4	5	6				
17	18	18	19	8	0											
1					48	40	8							4		
2		0303014		3	48	40	8							4		
3		0305050	B	3	48	40	8							4		
4		0103038	B	2	32	20	12				4			5		
5		0101238	B	2	32	20	12				4			5		
6			B	2	32	20	12				4			5		
7			B	2	32	20	12				4			5		
8			B	2	32	20	12				4		5			
9		0101067	B	2	32	20	12				4		5			
10			B	2	32	20	12				4		5			
				7	112	80	32	0	0	0	3	8	0			
				<b>7</b>	<b>112</b>	<b>80</b>	<b>32</b>	<b>0</b>	<b>0</b>	<b>0</b>	<b>3</b>	<b>8</b>	<b>0</b>			
1			C	1	28		28	1								
2			C	1	28		28			1						
3			C	1	28		28				1					
4		0101107	C	5	140		140				5					
5		0801002														
6		0102073		6	28	0	28				0.5	0.5		6		
7		0801003		24	672	0	672				9	15		6		
				38	924	0	924	1	0	1	0	15.5	15.5			
				45	1036	80	956									






1. The first step in the process is to identify the key components of the system. This involves a thorough review of the existing architecture and the requirements of the new system. Once the components are identified, the next step is to design the new architecture, taking into account the specific needs and constraints of the project.

2. Once the architecture is designed, the next step is to develop the software. This involves writing code that implements the various components and their interactions. The development process should be iterative, with frequent testing and feedback loops to ensure that the system is meeting the requirements and performing as expected.

3. After the software has been developed, the next step is to test the system. This involves running a series of tests to verify that the system is working correctly and that it meets the requirements. Once the system has been tested and found to be working correctly, the final step is to deploy the system to the production environment.

4. Finally, once the system is deployed, it is important to monitor its performance and make any necessary adjustments. This involves tracking key performance indicators and responding to any issues that arise. Regular updates and maintenance are also important to ensure that the system remains secure and up-to-date.



表六 课程教学进程安排表

学期	序号	课程名称	总学时	1	2	3	4	5	6	7	8	9	10	11	12	13	14	15	16	17	18	19	20	21	备注	
第五学期	1	形势与政策（五）	8 hours															◎								
	2	“1+X”智能财税实训	28	28														◎								
	3	统计与会计核算综合实训	140		28	28	28	28	28									◎								
	4	模拟企业经营	48							6	6	6	6	6	6	6	6	◎								
	5	统计预测与决策	40							6	6	6	6	6	6	4		◎								
	6	电子商务/企业管理/财经应用与沟通技巧实战/市场营销	32								4	4	4	4	4	4	4	◎								4选1
	7	应用统计模拟分析/企业财务分析/信息管理系统	32								4	4	4	4	4	4	4	◎								3选1
	8	毕业教育																◎								
	9	毕业设计	14															◎14								
	10	劳动实践	28															◎								
	11	毕业实习	252															◎	第16-24周							
	小计	614	28	28	28	28	28	28	28	20	20	20	20	20	20	18	14		第16-24周							
第六学期	1	毕业实习	420	第1-15周														◎								
	2	毕业设计	14															◎14								
		小计	434	第1-15周																						

备注：①各专业基本素养课程（含必修、限选）开课学期不同，请教研室根据《关于制订2020级专业人才培养方案实施计划的原则意见》（湘商职院发〔2019〕67号）参照本表调整、设置。

②各专业基本素养限选课程，请教研室根据专业需要及附表2的选修规定进行选择。


1

2

3